

Scaled data based on original data using  
LM-79-08 Approved Method: Electrical and Photometric Measurements of Solid-  
State Lighting Products

Test Report Prepared for  
Cooper Lighting Solutions  
(formerly Eaton)

Brand: McGRAW-EDISON

Report Number: P145871

Luminaire Tested: **CNC-E02-LED-E1-CPL-7050**

Issue Date: 3/3/2020

**Test Information**

Test Method: LM-79-08  
Report Number: P145871  
REPORT IS SCALED FROM IESNA LM-79-08 TEST DATA (P33704)  
Test Lab: INNOVATION CENTER-P3  
Issue Date: 3/3/2020  
Manufacturer: COOPER LIGHTING SOLUTIONS (FORMERLY EATON)  
Product Line: MCGRAW-EDISON  
Catalog Number: CNC-E02-LED-E1-CPL-7050  
Description: CONCISE LED LUMINAIRE  
(2) LIGHTBARS WITH AccuLED OPTICS - 90° SPILL LIGHT ELIMINATOR LEFT  
Light Source: (42) 5000K CCT, 70 CRI LEDs  
Ballast/Driver: -

**Summary**

Lumens per Lamp: N/A  
Luminaire Lumens: 5527.5 lumens  
Efficiency: N/A  
Efficacy: 106.1 lumens/watt  
Luminous Opening: Rectangular (W 0.33' x L: 1' x H: 0')  
IES Classification: Type IV - Short - Non-Cutoff  
BUG Rating: B1 - U0 - G2

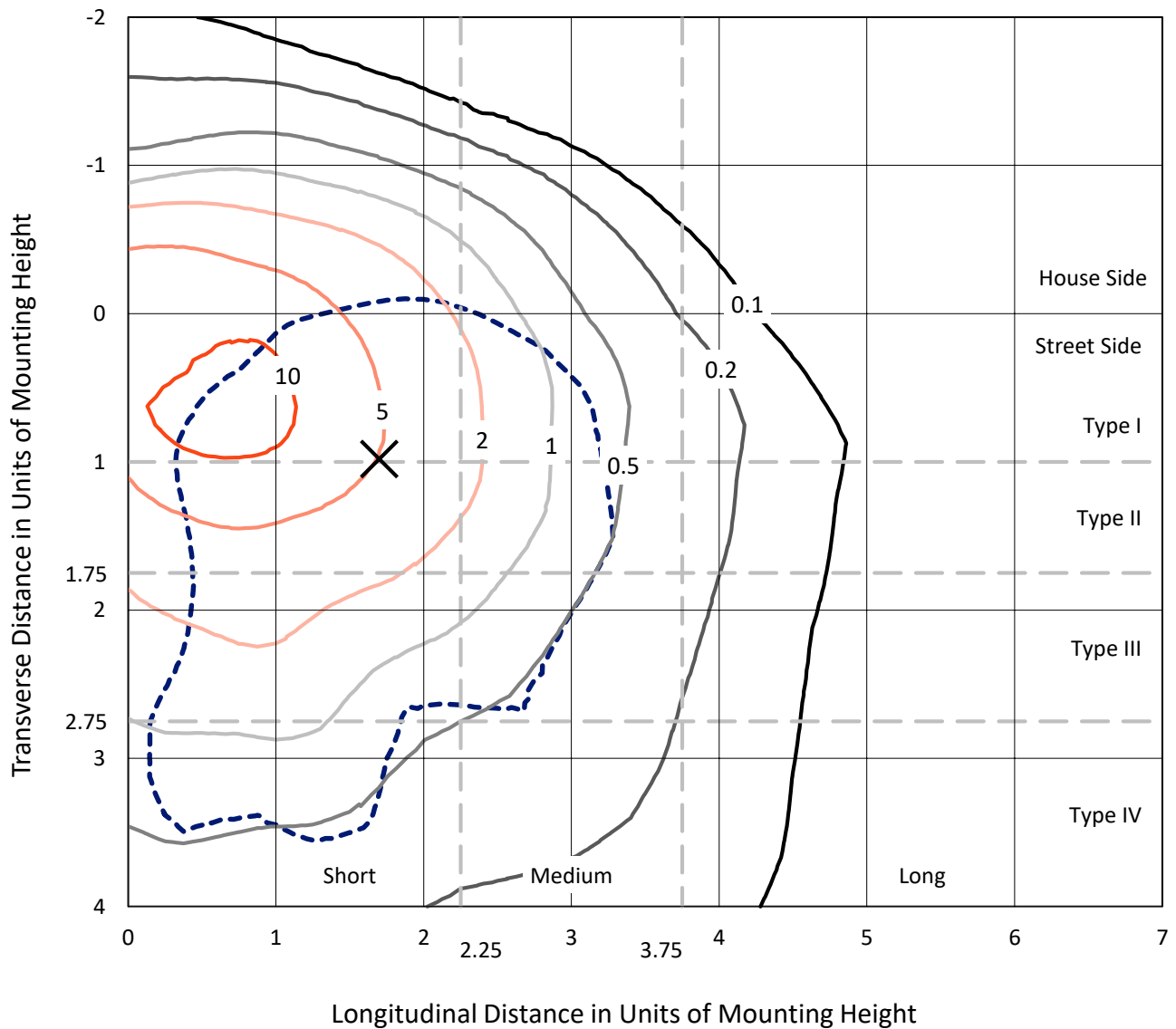
Input Watts (W): 52.1  
Input Voltage (V): NR  
Input Current (Ain): NR  
Voltage Rise (V): NR  
Power Factor: NR  
Total Harmonic Distortion (THDi): NR  
Frequency (hertz): 60  
Stabilization Time: NR  
Operation Time: NR  
Ambient Temperature (°C): NR  
Test Distance: 25 FT



REPORT NUMBER: P145871  
 CATALOG NUMBER: CNC-E02-LED-E1-CPL-7050

### Iso-Footcandle Lines of Horizontal Illumination

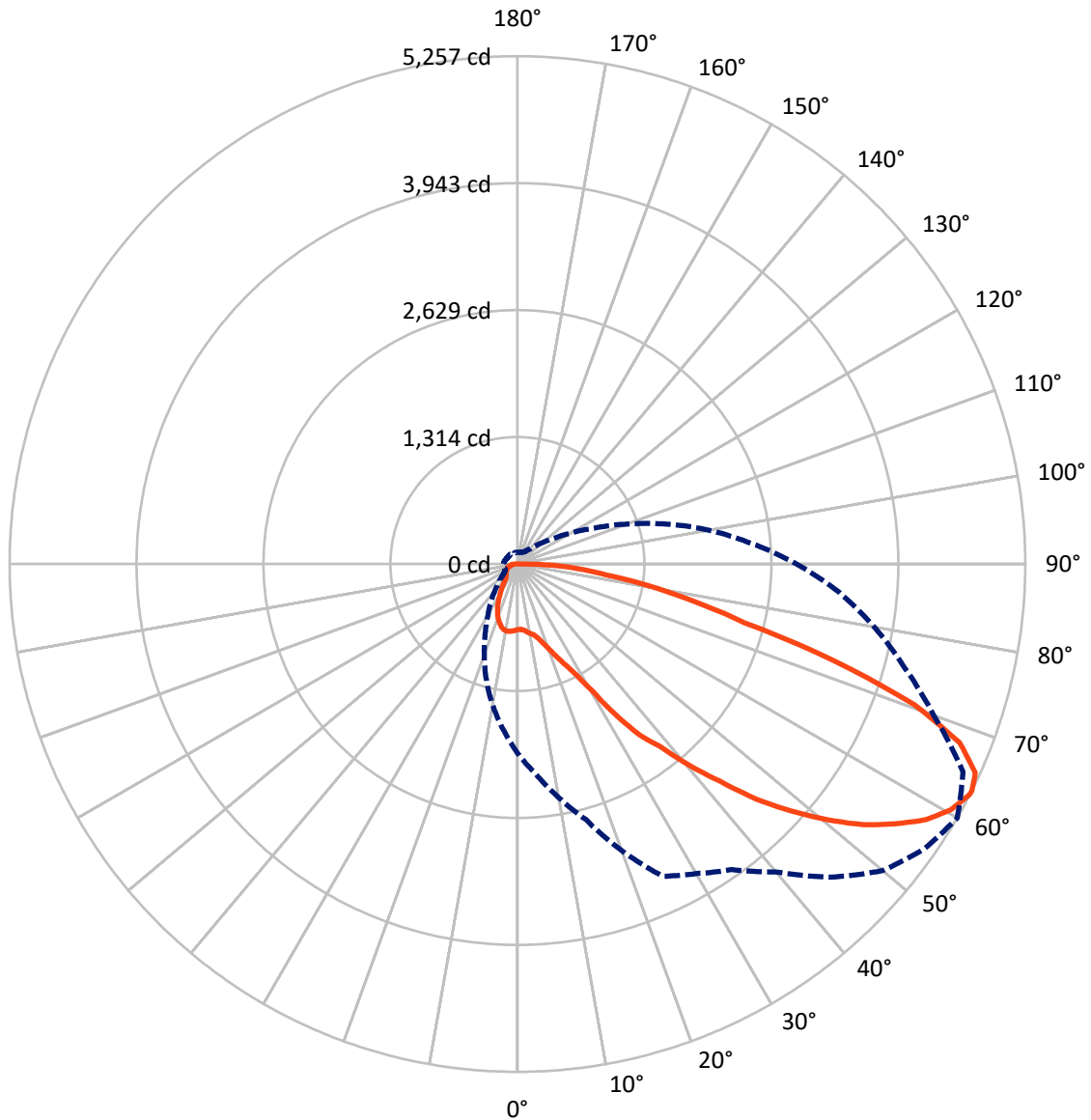
✕ Max cd  
 - - - 1/2 Max cd



Based on 10 foot mounting height. Maximum calculated value = 13.8 fc  
 Type IV - Short - Non-Cutoff

REPORT NUMBER: P145871  
CATALOG NUMBER: CNC-E02-LED-E1-CPL-7050

### Luminous Intensity Polar Plot



— Vertical Plane Through 60-Deg Lateral      - - - Horizontal Cone Through 63-Deg Vertical

REPORT NUMBER: P145871

CATALOG NUMBER: CNC-E02-LED-E1-CPL-7050

**FLUX DISTRIBUTION:**

		Downward	Upward	Total
<b>House Side</b>	Lumens	1157.1	0.0	1157.1
	% Fixture	20.9	0.0	20.9
<b>Street Side</b>	Lumens	4370.4	0.0	4370.4
	% Fixture	79.1	0.0	79.1
<b>Total</b>	Lumens	5527.5	0.0	5527.5
	% Fixture	100.0	0.0	100.0

**ZONAL LUMENS:**

Zone	Lumens	% Fixture
0°-10°	66.7	1.2
10°-20°	208.1	3.8
20°-30°	368.0	6.7
30°-40°	581.0	10.5
40°-50°	854.3	15.5
50°-60°	1125.3	20.4
60°-70°	1254.3	22.7
70°-80°	824.1	14.9
80°-90°	245.8	4.4
90°-100°	0.0	0.0
100°-110°	0.0	0.0
110°-120°	0.0	0.0
120°-130°	0.0	0.0
130°-140°	0.0	0.0
140°-150°	0.0	0.0
150°-160°	0.0	0.0
160°-170°	0.0	0.0
170°-180°	0.0	0.0
0°-90°	5527.5	100.0
0°-180°	5527.5	100.0

**Coefficient of Utilization**



REPORT NUMBER: P145871

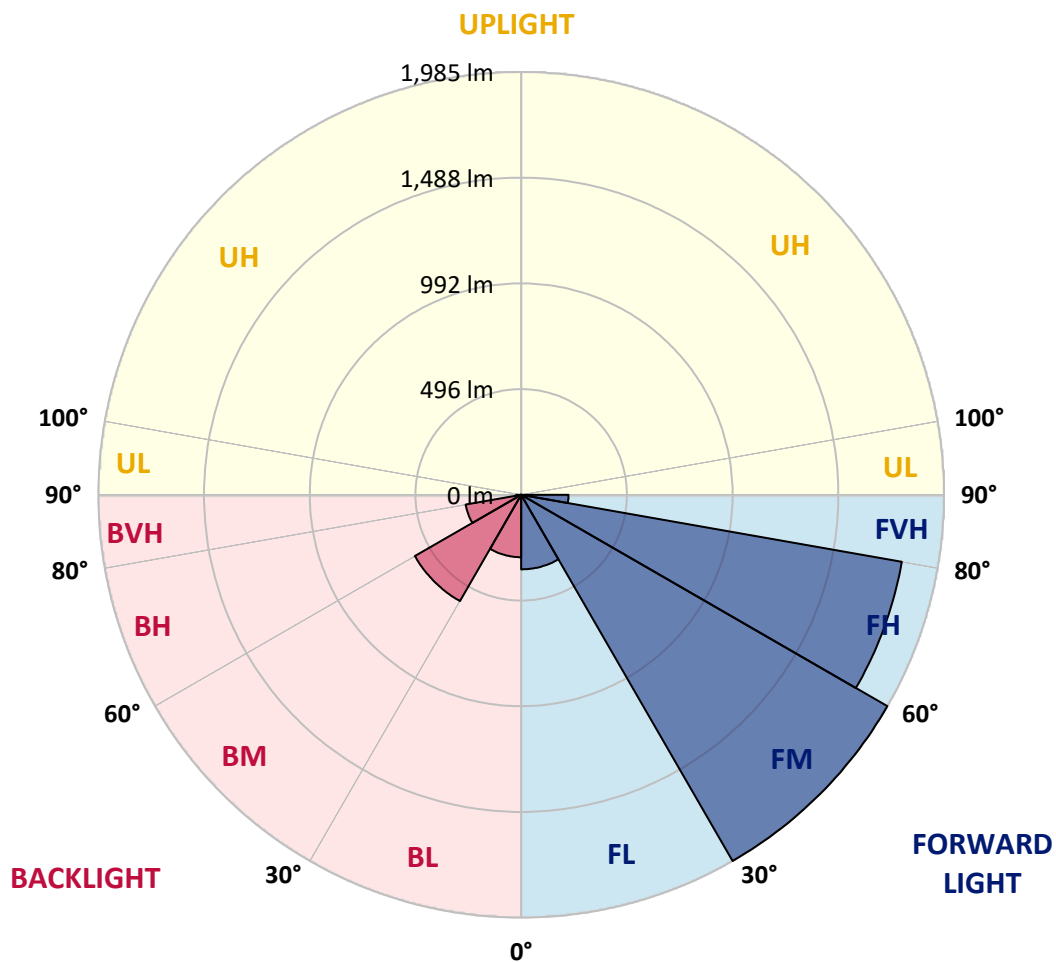
CATALOG NUMBER: CNC-E02-LED-E1-CPL-7050

**LUMINAIRE CLASSIFICATION SYSTEM LUMEN TABLE AND BUG RATING:**

Zone		Lumens	% Fixture	Zone Rating/Lumen Limit		
				B	U	G
FL	(0°-30°)	349.8	6.3			
FM	(30°-60°)	1984.5	35.9			
FH	(60°-80°)	1814.0	32.8			G2/5000
FVH	(80°-90°)	222.1	4.0			G2/225
BL	(0°-30°)	292.9	5.3	B1/500		
BM	(30°-60°)	576.1	10.4	B1/1000		
BH	(60°-80°)	264.4	4.8	B1/500		G1/500
BVH	(80°-90°)	23.6	0.4			G1/100
UL	(90°-100°)	0.0	0.0		U0/0	
UH	(100°-180°)	0.0	0.0		U0/0	

**BUG Rating: B1-U0-G2**

Type IV Short





REPORT NUMBER: P145871

CATALOG NUMBER: CNC-E02-LED-E1-CPL-7050

**CANDELA DISTRIBUTION (FULL):**

	0°	5°	10°	15°	20°	25°	30°	35°	40°	45°	50°
0°	678.9	678.9	678.9	678.9	678.9	678.9	678.9	678.9	678.9	678.9	678.9
2.5°	678.1	678.5	677.2	676.8	676.0	676.4	676.4	675.6	675.6	676.0	674.8
5°	674.8	675.6	675.2	676.0	676.8	678.1	679.3	680.5	681.7	683.4	683.8
7.5°	671.1	673.5	673.9	676.4	679.3	682.6	686.7	691.2	697.3	699.0	702.7
10°	673.1	677.6	680.1	685.0	689.5	695.7	703.1	707.6	715.4	718.3	723.6
12.5°	689.1	692.4	695.7	701.4	708.0	715.8	724.0	731.0	739.2	742.1	744.1
15°	719.5	722.8	726.5	732.2	739.2	748.6	760.5	769.2	779.0	786.4	791.7
17.5°	761.8	761.8	770.4	772.0	785.6	800.0	814.7	831.6	841.8	848.0	857.8
20°	822.5	822.5	834.0	839.4	850.8	869.3	889.4	907.9	922.7	935.0	944.0
22.5°	927.6	923.1	932.9	931.7	945.7	973.2	992.9	1003.1	1022.8	1030.2	1042.1
25°	1049.5	1065.5	1076.2	1076.2	1081.9	1110.2	1126.7	1134.5	1152.5	1147.2	1159.5
27.5°	1198.9	1242.0	1281.8	1298.2	1290.4	1321.6	1327.4	1334.8	1332.7	1320.0	1316.3
30°	1345.8	1421.8	1483.7	1521.5	1565.0	1625.4	1625.4	1635.2	1613.9	1578.6	1557.6
32.5°	1447.6	1545.3	1640.1	1718.5	1792.4	1884.8	1923.7	1977.9	1987.0	2000.5	1953.7
35°	1531.4	1668.4	1770.2	1888.0	1978.3	2071.9	2175.8	2269.7	2332.1	2321.9	2303.4
37.5°	1588.8	1764.9	1906.9	2045.2	2182.7	2289.9	2388.4	2511.1	2630.5	2654.3	2604.3
40°	1629.0	1833.0	2028.4	2198.3	2371.1	2532.0	2651.9	2783.6	2970.8	3050.0	3009.0
42.5°	1648.3	1886.4	2104.3	2320.6	2539.4	2742.6	2892.8	3073.4	3295.4	3430.9	3385.7
45°	1656.5	1919.2	2165.9	2412.2	2674.9	2925.6	3119.4	3324.2	3574.1	3791.7	3799.9
47.5°	1654.5	1936.9	2208.2	2477.4	2781.2	3073.0	3332.8	3565.1	3848.3	4076.9	4161.9
50°	1648.7	1943.0	2233.6	2516.8	2848.1	3180.9	3473.6	3749.8	4066.3	4355.6	4484.9
52.5°	1648.3	1944.3	2246.4	2538.6	2887.5	3247.0	3561.8	3888.1	4234.9	4537.4	4739.0
55°	1658.2	1951.7	2260.3	2553.8	2908.8	3284.4	3611.5	3974.7	4308.4	4652.0	4912.2
57.5°	1698.0	1986.1	2293.6	2579.6	2932.6	3313.9	3650.1	3999.8	4330.2	4699.6	5012.7
60°	1785.4	2050.6	2351.4	2627.2	2994.6	3391.5	3686.6	3964.5	4289.1	4686.0	5027.1
62.5°	1921.7	2154.0	2432.3	2715.1	3120.6	3538.8	3701.8	3883.6	4187.7	4608.0	4965.1
63°	1956.6	2181.5	2453.6	2739.3	3157.1	3566.7	3700.5	3862.3	4159.8	4585.0	4937.2
65°	2102.3	2308.7	2553.0	2855.0	3323.4	3655.4	3655.8	3736.7	4017.4	4458.2	4822.7
67.5°	2321.5	2518.5	2707.3	3007.7	3507.2	3699.7	3523.2	3462.1	3710.4	4189.8	4532.1
70°	2467.6	2711.0	2816.9	3047.9	3532.3	3646.0	3313.5	3109.5	3315.6	3716.1	4020.3
72.5°	2471.3	2748.7	2779.5	2876.4	3297.9	3389.0	2952.3	2676.1	2800.0	3136.2	3296.3
75°	2207.4	2556.2	2493.0	2457.3	2685.5	2724.5	2388.0	2273.0	2431.9	2630.5	2550.5
77.5°	1640.9	2104.7	1976.3	1824.4	1907.3	1913.1	1923.7	2140.5	2335.4	2416.7	2300.1
80°	1018.3	1546.1	1447.6	1197.3	1229.3	1323.7	1606.9	1989.8	2203.3	2261.5	2028.4
82.5°	614.0	1137.3	1084.8	913.6	953.9	1189.1	1502.2	1608.1	1679.9	1674.6	1433.7
85°	449.8	772.5	843.9	856.6	999.4	1154.6	1148.0	1069.6	1025.7	902.6	770.4
87.5°	141.6	398.5	472.8	551.2	603.8	571.3	561.9	485.6	347.6	293.9	323.0
90°	0.0	0.0	0.0	0.0	0.0	0.0	0.0	0.0	0.0	0.0	0.0



REPORT NUMBER: P145871

CATALOG NUMBER: CNC-E02-LED-E1-CPL-7050

**CANDELA DISTRIBUTION (continued):**

	55°	60°	65°	70°	75°	80°	85°	90°	95°	100°	105°
0°	678.9	678.9	678.9	678.9	678.9	678.9	678.9	678.9	678.9	678.9	678.9
2.5°	674.8	676.4	677.2	676.8	677.2	677.2	679.7	678.9	679.7	679.3	681.7
5°	685.0	687.5	689.5	689.5	690.0	690.8	694.1	694.1	695.7	699.0	700.6
7.5°	705.1	708.4	708.8	709.7	712.1	710.9	712.9	713.8	715.0	716.6	718.7
10°	726.1	730.6	730.6	730.2	730.6	727.3	728.5	726.1	726.5	728.9	731.4
12.5°	749.5	751.9	750.3	749.1	749.1	742.9	742.1	738.8	737.2	737.6	738.4
15°	796.3	794.2	793.8	791.7	784.4	779.8	776.6	766.3	761.0	758.1	753.2
17.5°	858.6	859.9	857.8	855.8	845.1	829.9	823.3	812.3	804.9	797.5	788.5
20°	949.8	941.6	940.7	934.2	919.4	898.0	882.0	864.0	853.7	843.0	833.6
22.5°	1050.3	1041.7	1036.0	1023.2	1001.5	974.4	947.7	924.7	909.1	901.3	894.8
25°	1162.0	1157.0	1147.6	1115.2	1097.9	1066.7	1037.6	1015.0	997.4	990.8	979.3
27.5°	1295.8	1299.5	1281.8	1251.4	1229.7	1185.8	1160.7	1121.7	1107.0	1083.2	1068.4
30°	1539.6	1515.8	1485.8	1439.4	1395.5	1336.4	1294.9	1254.3	1232.6	1200.5	1161.1
32.5°	1938.1	1847.4	1767.0	1668.4	1575.3	1499.8	1439.8	1388.5	1355.3	1302.3	1235.4
35°	2259.5	2172.1	2039.1	1895.8	1773.5	1676.7	1601.1	1552.7	1486.2	1401.7	1304.8
37.5°	2495.1	2394.5	2270.2	2160.6	2027.2	1919.2	1817.0	1716.5	1622.9	1494.8	1371.3
40°	2877.6	2741.3	2536.5	2407.2	2298.1	2151.9	2056.3	1920.9	1778.4	1613.4	1434.5
42.5°	3256.0	3075.4	2889.9	2741.3	2586.2	2427.8	2296.4	2114.6	1925.4	1711.5	1491.1
45°	3695.6	3474.4	3231.8	3024.1	2864.9	2678.5	2510.3	2287.0	2045.6	1792.0	1540.4
47.5°	4042.0	3822.9	3549.1	3339.8	3125.1	2915.0	2696.6	2421.2	2135.1	1857.7	1586.4
50°	4374.1	4162.7	3871.7	3614.8	3368.1	3114.4	2850.5	2516.4	2205.3	1909.0	1622.9
52.5°	4672.1	4484.1	4169.7	3862.7	3586.9	3294.6	2967.5	2605.5	2272.6	1961.9	1651.6
55°	4924.5	4748.4	4466.4	4084.3	3771.1	3447.7	3077.9	2686.8	2343.6	2017.3	1672.6
57.5°	5094.0	4992.2	4690.9	4279.3	3922.6	3578.2	3161.2	2768.4	2410.1	2051.8	1681.6
60°	5172.8	5159.3	4904.4	4455.3	4057.2	3680.0	3266.3	2855.0	2454.0	2067.4	1668.9
62.5°	5156.4	5253.2	5066.9	4576.0	4143.0	3743.6	3333.6	2892.4	2443.0	2029.6	1612.6
63°	5141.2	5257.4	5089.9	4587.9	4150.0	3749.8	3340.2	2887.9	2432.7	2012.8	1593.3
65°	5030.0	5208.9	5095.6	4566.6	4118.0	3732.2	3310.6	2816.9	2330.5	1906.9	1484.2
67.5°	4757.4	4936.8	4874.0	4331.4	3910.7	3542.5	3104.2	2575.1	2080.1	1682.0	1281.8
70°	4194.7	4355.2	4280.1	3802.7	3412.0	3151.0	2734.4	2141.7	1694.7	1352.0	975.6
72.5°	3318.0	3430.9	3447.3	3068.1	2768.8	2612.1	2202.8	1615.5	1237.9	941.6	633.3
75°	2456.9	2430.6	2436.0	2224.2	2102.3	2036.2	1646.7	1108.2	834.0	575.4	375.6
77.5°	2064.9	1876.1	1715.2	1656.5	1514.5	1473.5	1086.0	680.1	486.8	344.4	213.8
80°	1679.1	1393.0	1159.1	1055.2	999.8	1008.0	600.9	362.4	254.9	187.6	133.8
82.5°	1148.0	930.5	733.9	637.4	627.6	637.0	312.3	177.7	134.6	107.9	84.1
85°	678.9	639.1	570.5	506.5	484.3	457.2	232.3	127.2	69.4	57.5	47.2
87.5°	293.5	360.4	369.0	367.3	341.9	274.6	85.4	32.8	29.1	14.8	11.9
90°	0.0	0.0	0.0	0.0	0.0	0.0	0.0	0.0	0.0	0.0	0.0





REPORT NUMBER: P145871

CATALOG NUMBER: CNC-E02-LED-E1-CPL-7050

**CANDELA DISTRIBUTION (continued):**

	110°	115°	120°	125°	130°	135°	140°	145°	150°	155°	160°
0°	678.9	678.9	678.9	678.9	678.9	678.9	678.9	678.9	678.9	678.9	678.9
2.5°	681.7	682.2	681.3	682.2	685.0	685.0	684.6	685.4	685.8	688.3	687.5
5°	702.3	702.7	703.1	706.0	708.0	710.5	709.7	710.5	712.1	712.5	713.3
7.5°	721.1	723.6	726.9	728.1	731.8	732.6	736.3	736.7	737.6	735.9	734.3
10°	734.3	736.7	740.8	742.9	749.5	750.3	753.2	754.0	755.6	754.4	753.2
12.5°	740.8	742.9	747.4	751.5	760.5	763.4	768.3	771.2	773.3	772.0	767.9
15°	754.4	754.0	756.4	759.7	767.9	773.3	780.3	783.9	786.4	784.4	779.0
17.5°	785.6	779.8	779.8	777.8	783.9	785.2	788.0	790.1	789.3	783.1	774.5
20°	828.7	820.1	814.7	809.8	807.8	797.5	792.2	784.8	778.2	767.1	757.3
22.5°	884.5	878.3	866.0	855.0	839.4	818.4	795.8	776.6	762.2	747.0	730.2
25°	969.1	955.1	937.4	911.2	891.1	854.1	816.4	779.8	749.1	725.3	696.9
27.5°	1048.7	1019.1	985.9	944.8	907.9	858.6	810.6	768.3	728.1	690.0	657.5
30°	1115.2	1063.9	1009.7	952.2	899.7	840.2	784.4	736.3	690.8	645.6	614.8
32.5°	1165.2	1091.4	1019.1	945.7	880.8	811.0	747.0	695.7	644.0	596.4	560.7
35°	1210.4	1110.7	1016.3	928.0	851.3	774.1	705.1	647.7	591.0	540.1	499.1
37.5°	1242.8	1117.2	1003.9	902.6	813.5	728.9	654.2	593.1	532.3	480.6	435.5
40°	1267.9	1113.9	980.5	863.6	761.8	673.9	600.9	536.9	476.1	424.4	377.2
42.5°	1284.7	1101.6	945.2	819.2	718.7	626.7	555.3	488.0	427.3	373.1	321.0
45°	1306.4	1096.7	923.5	786.0	679.7	586.9	510.6	444.9	381.7	325.1	275.4
47.5°	1327.0	1093.8	905.8	758.5	644.4	550.8	475.3	406.3	342.7	287.3	242.2
50°	1339.3	1089.3	887.4	725.3	605.0	513.9	441.6	371.9	307.8	254.9	214.7
52.5°	1343.0	1080.3	863.2	687.5	570.9	482.3	407.2	337.4	275.8	228.2	190.9
55°	1340.1	1062.6	830.3	656.7	536.0	447.4	372.3	304.5	248.7	204.0	174.0
57.5°	1326.1	1027.3	788.0	617.7	496.2	403.5	329.6	267.6	217.9	182.2	159.3
60°	1294.9	976.4	736.3	563.1	439.2	351.3	281.6	228.2	186.3	160.5	145.3
62.5°	1226.8	903.0	661.2	486.0	362.8	282.0	221.2	181.8	153.5	140.0	130.9
63°	1206.7	877.5	639.1	465.4	349.7	266.4	207.7	172.0	146.5	135.4	128.1
65°	1100.8	760.1	540.1	374.3	270.9	201.9	158.4	135.0	121.5	117.4	115.3
67.5°	902.2	591.4	380.1	251.2	181.8	139.6	117.0	107.9	103.0	102.6	103.8
70°	637.4	392.4	235.2	160.9	125.2	105.5	96.9	92.8	90.3	91.1	93.6
72.5°	414.5	230.3	148.6	117.8	101.8	92.8	86.6	85.4	84.6	83.7	84.6
75°	219.2	144.1	112.5	98.5	89.1	81.7	77.6	75.9	76.3	76.3	76.3
77.5°	135.9	109.6	96.0	87.0	79.6	72.2	68.1	66.9	67.3	68.1	68.5
80°	104.3	95.6	84.6	78.0	67.3	61.2	59.1	58.7	59.5	59.5	60.7
82.5°	76.3	73.9	69.8	61.6	53.4	49.3	48.8	50.5	48.8	48.4	49.3
85°	44.7	41.9	45.6	39.0	35.7	33.2	34.9	38.2	39.8	37.8	36.9
87.5°	14.4	9.9	14.4	16.0	14.4	12.3	15.6	18.5	18.9	18.1	20.5
90°	0.0	0.0	0.0	0.0	0.0	0.0	0.0	0.0	0.0	0.0	0.0



REPORT NUMBER: P145871

CATALOG NUMBER: CNC-E02-LED-E1-CPL-7050

**CANDELA DISTRIBUTION (continued):**

	165°	170°	175°	180°	185°	190°	195°	200°	205°	210°	215°
0°	678.9	678.9	678.9	678.9	678.9	678.9	678.9	678.9	678.9	678.9	678.9
2.5°	687.1	690.0	687.1	688.3	687.9	687.1	688.3	686.7	685.8	688.3	687.9
5°	712.9	713.3	709.7	710.1	709.7	706.4	706.4	704.7	702.7	703.1	702.3
7.5°	733.9	733.0	730.2	728.9	725.3	722.8	721.1	718.7	717.0	715.4	714.6
10°	749.9	747.8	745.8	742.1	738.4	736.3	731.8	728.1	726.9	724.4	722.8
12.5°	763.8	760.1	756.9	752.3	747.8	744.5	739.2	736.3	734.3	731.0	728.5
15°	771.6	764.7	758.5	751.5	746.6	741.7	735.5	734.3	731.4	728.1	723.6
17.5°	762.2	752.3	740.8	733.5	726.1	718.7	712.5	712.5	711.3	707.6	699.8
20°	742.9	728.1	714.6	702.7	695.3	684.6	680.9	675.2	671.1	664.5	654.7
22.5°	711.3	695.7	678.1	666.1	653.4	641.5	634.1	625.1	621.8	611.1	598.0
25°	676.0	653.4	634.5	618.9	601.3	587.3	577.1	564.8	556.6	546.3	529.9
27.5°	634.1	610.7	589.4	572.2	553.7	534.4	515.5	501.1	486.4	474.5	465.0
30°	589.0	564.8	538.5	518.4	497.0	472.8	457.2	437.9	426.4	413.3	401.0
32.5°	529.9	508.5	477.8	454.4	428.1	409.2	396.5	378.0	364.5	353.4	346.4
35°	465.0	433.0	402.2	384.6	366.5	351.3	333.7	319.3	310.3	298.8	292.6
37.5°	394.4	357.1	330.8	315.2	296.7	289.4	278.3	269.7	261.5	253.7	248.7
40°	331.2	296.7	272.9	259.8	247.5	239.3	232.3	228.6	223.3	217.1	213.4
42.5°	278.7	251.2	227.8	215.5	206.0	205.2	200.7	197.8	195.8	192.1	186.3
45°	237.6	212.6	192.5	182.6	178.5	179.0	179.0	176.5	176.5	175.3	171.6
47.5°	210.1	187.6	172.8	166.2	164.6	165.0	163.8	162.9	163.4	162.9	160.9
50°	188.8	169.5	157.2	154.7	154.3	153.9	152.3	151.0	150.6	151.5	151.0
52.5°	167.0	151.0	144.1	143.2	143.7	143.7	143.2	142.8	143.7	144.5	143.2
55°	154.7	143.2	138.7	138.7	138.7	138.7	138.3	137.9	139.1	140.4	138.3
57.5°	143.2	135.0	133.4	133.4	133.4	132.6	132.6	133.0	134.6	137.1	134.6
60°	134.6	130.5	130.5	130.9	130.5	128.9	127.6	127.6	129.7	133.0	130.9
62.5°	126.4	124.4	125.2	124.8	124.0	121.9	120.3	120.3	122.7	126.0	126.8
63°	124.4	122.7	123.5	123.1	122.3	120.7	119.0	119.0	121.1	124.4	125.6
65°	115.3	115.7	116.2	116.6	116.2	115.7	113.7	112.9	114.5	117.0	118.6
67.5°	104.7	105.5	106.3	108.4	107.5	107.5	106.3	105.5	105.9	107.1	108.4
70°	94.8	95.6	96.9	97.7	98.1	98.5	97.7	96.5	96.9	97.3	98.1
72.5°	85.4	86.2	87.0	88.7	88.7	88.7	87.8	87.0	87.4	88.2	89.1
75°	76.8	77.2	78.0	79.2	79.6	78.8	78.8	78.0	78.4	79.6	80.4
77.5°	68.1	67.3	67.7	68.5	69.8	69.8	70.2	69.8	70.6	71.4	72.2
80°	58.3	57.5	56.6	57.1	58.7	60.7	62.8	62.8	64.0	64.4	65.7
82.5°	46.4	45.6	45.1	46.4	46.0	48.8	53.4	55.8	57.5	59.1	59.9
85°	36.1	34.1	34.9	34.9	34.1	38.6	42.7	46.0	46.4	48.8	49.3
87.5°	21.3	20.5	19.7	18.9	21.8	26.3	30.0	31.2	32.0	33.2	34.5
90°	0.0	0.0	0.0	0.0	0.0	0.0	0.0	0.0	0.0	0.0	0.0



REPORT NUMBER: P145871

CATALOG NUMBER: CNC-E02-LED-E1-CPL-7050

**CANDELA DISTRIBUTION (continued):**

	220°	225°	230°	235°	240°	245°	250°	255°	260°	265°	270°
0°	678.9	678.9	678.9	678.9	678.9	678.9	678.9	678.9	678.9	678.9	678.9
2.5°	684.6	687.9	687.1	686.7	687.1	686.7	685.4	685.8	685.0	685.4	684.6
5°	697.8	699.4	698.2	696.1	696.1	693.2	691.2	689.5	687.5	686.7	685.0
7.5°	710.5	709.2	707.6	703.9	701.9	698.2	695.3	692.0	690.0	687.5	684.6
10°	718.3	715.8	712.5	708.0	702.3	699.0	694.9	690.0	687.5	686.3	683.4
12.5°	722.0	715.4	710.1	701.9	693.6	687.5	683.0	678.1	676.8	675.2	673.1
15°	713.3	703.9	690.4	679.3	668.6	660.0	656.3	651.0	649.7	649.3	648.9
17.5°	684.2	669.8	656.7	641.9	632.5	624.7	621.4	620.2	618.1	617.3	617.7
20°	637.4	625.1	612.0	607.0	596.0	593.9	589.0	585.7	582.0	580.8	578.7
22.5°	582.8	567.6	559.4	555.7	551.2	540.6	538.1	534.8	529.9	526.2	525.4
25°	519.2	506.9	506.5	497.9	494.2	488.4	481.9	477.8	474.9	470.4	467.1
27.5°	454.4	449.8	442.0	435.5	433.0	429.7	419.9	417.8	414.5	410.9	407.2
30°	394.0	390.7	383.4	377.2	373.5	366.9	357.5	358.3	351.7	346.8	343.5
32.5°	335.3	332.9	325.9	324.2	312.3	309.1	299.2	291.8	285.3	280.3	276.2
35°	282.4	275.8	276.2	268.8	262.3	252.4	242.2	232.7	227.4	224.9	221.2
37.5°	244.2	238.1	231.9	223.7	216.3	209.3	203.2	200.3	197.0	197.8	198.2
40°	209.7	205.2	200.7	195.0	190.4	187.6	185.9	185.9	186.3	188.4	190.0
42.5°	185.1	181.4	179.0	176.9	177.7	177.7	179.0	181.0	183.1	185.9	187.6
45°	168.7	166.6	165.8	166.6	169.1	171.2	174.0	177.3	180.6	183.5	184.7
47.5°	158.8	157.6	157.6	159.7	163.4	166.6	171.2	174.4	178.1	180.6	181.4
50°	148.2	147.8	147.8	149.4	152.7	156.8	161.3	164.6	167.9	169.9	170.7
52.5°	142.0	140.8	140.4	142.4	145.3	149.4	153.9	157.2	159.7	161.3	161.7
55°	136.7	135.4	134.6	137.1	140.4	144.1	149.4	153.1	155.6	157.6	159.3
57.5°	132.2	130.9	130.1	133.0	136.3	140.8	145.3	149.4	152.7	155.1	156.8
60°	128.5	126.8	126.0	129.3	132.6	137.1	141.6	146.1	150.6	153.5	154.3
62.5°	124.0	122.7	121.5	123.5	125.2	128.5	132.6	137.1	141.2	144.1	144.1
63°	122.7	122.3	120.7	122.3	124.0	126.8	130.9	135.0	139.1	142.4	142.0
65°	117.4	117.4	116.6	118.2	119.8	122.7	126.0	130.5	134.2	136.7	137.1
67.5°	108.8	109.2	110.0	111.6	114.9	117.8	121.5	125.6	128.9	130.5	131.3
70°	98.9	99.7	101.4	103.8	106.7	109.2	111.6	115.7	118.6	120.3	121.1
72.5°	89.5	91.5	92.8	94.8	96.5	98.9	101.0	105.1	107.5	108.8	110.8
75°	80.9	82.5	83.3	84.6	86.2	87.0	89.5	91.1	94.4	96.0	98.5
77.5°	72.6	73.5	74.7	76.8	77.2	78.4	79.2	81.7	83.3	85.0	87.0
80°	65.3	66.1	67.7	69.0	69.4	70.2	70.6	70.2	69.8	68.5	70.2
82.5°	58.7	59.5	61.6	62.8	64.0	64.0	63.6	59.1	57.1	57.9	59.1
85°	48.4	49.3	51.3	53.8	54.2	53.8	54.2	49.7	46.8	45.6	46.8
87.5°	30.4	29.6	36.5	39.8	37.4	38.2	38.6	36.1	33.7	28.7	30.0
90°	0.0	0.0	0.0	0.0	0.0	0.0	0.0	0.0	0.0	0.0	0.0



REPORT NUMBER: P145871  
 CATALOG NUMBER: CNC-E02-LED-E1-CPL-7050

REPORT N  
 CATALOG

**CANDELA DISTRIBUTION (continued):**

**CANDELA**

	275°	280°	285°	290°	295°	300°	305°	310°	315°	320°	325°	
0°	678.9	678.9	678.9	678.9	678.9	678.9	678.9	678.9	678.9	678.9	678.9	0°
2.5°	685.4	682.6	683.0	683.8	683.8	685.0	683.4	681.3	682.6	680.5	680.1	2.5°
5°	685.0	681.3	681.3	682.2	681.3	682.2	680.9	678.9	680.1	677.6	677.2	5°
7.5°	683.4	681.3	682.2	683.0	681.7	682.2	681.7	678.9	679.3	678.1	675.2	7.5°
10°	682.6	681.3	683.0	685.4	685.4	685.8	684.6	681.3	679.3	678.1	675.6	10°
12.5°	673.9	675.6	678.9	684.6	686.7	690.0	691.6	690.0	690.8	689.1	688.3	12.5°
15°	649.3	653.4	658.8	667.4	673.5	680.9	690.0	694.1	701.9	708.0	712.1	15°
17.5°	619.8	622.6	628.4	638.2	646.0	660.8	673.1	687.1	702.3	718.7	733.0	17.5°
20°	583.2	581.2	590.2	600.9	614.4	630.8	648.9	669.8	694.9	721.1	746.2	20°
22.5°	529.5	529.5	538.9	551.6	568.1	586.9	612.0	634.5	667.4	705.6	742.5	22.5°
25°	467.9	469.1	475.7	490.1	501.6	528.6	552.0	581.2	620.6	662.5	711.7	25°
27.5°	402.2	410.4	408.8	424.0	439.2	465.9	497.9	527.4	571.3	616.1	672.3	27.5°
30°	342.7	341.5	341.1	359.1	374.3	398.5	424.8	462.2	506.5	563.9	628.8	30°
32.5°	268.8	273.4	276.6	287.3	303.7	326.3	354.6	393.6	447.0	504.8	577.9	32.5°
35°	222.0	223.3	227.8	234.0	248.3	267.2	296.7	331.2	378.0	437.9	515.5	35°
37.5°	199.1	200.3	205.2	211.0	221.2	235.2	255.3	282.0	325.1	380.9	453.1	37.5°
40°	191.7	192.9	195.8	201.1	210.6	222.5	238.5	259.0	290.2	333.7	396.9	40°
42.5°	188.4	188.4	188.8	192.9	202.3	216.3	233.5	252.0	275.0	307.8	359.1	42.5°
45°	184.7	184.7	184.3	187.2	194.5	210.6	231.5	254.1	279.1	307.4	347.6	45°
47.5°	181.4	180.6	179.8	181.0	187.2	203.6	227.8	255.3	287.3	322.6	363.2	47.5°
50°	169.9	169.9	169.5	169.9	175.7	192.9	220.8	254.1	294.7	340.3	389.5	50°
52.5°	161.7	162.1	162.5	162.5	167.0	184.7	215.5	254.5	302.9	357.5	419.9	52.5°
55°	159.7	160.5	160.5	159.7	163.4	179.4	210.6	253.2	308.7	376.8	452.3	55°
57.5°	157.2	157.6	158.0	157.2	159.7	173.6	203.6	247.5	307.0	384.2	476.5	57.5°
60°	153.9	152.3	151.9	150.6	152.3	163.4	191.3	235.2	297.2	380.9	484.7	60°
62.5°	144.9	143.7	142.4	141.2	142.4	150.6	177.7	220.0	280.7	367.8	478.2	62.5°
63°	142.8	142.0	140.8	139.6	139.6	148.6	173.2	216.3	276.6	364.1	475.7	63°
65°	137.1	136.7	135.9	134.6	134.2	141.2	162.9	199.5	257.3	347.6	460.1	65°
67.5°	130.5	130.5	130.1	128.5	126.4	130.5	145.7	174.4	223.7	305.4	421.5	67.5°
70°	121.1	121.1	120.7	119.8	117.4	120.3	130.1	149.0	184.3	249.5	353.4	70°
72.5°	111.6	111.6	112.9	112.5	112.9	113.3	118.2	128.5	149.8	194.1	267.2	72.5°
75°	99.3	101.4	101.8	102.6	103.0	102.6	105.1	111.2	123.5	149.0	195.0	75°
77.5°	89.1	91.9	91.5	90.7	90.3	90.7	90.3	93.2	102.2	118.2	144.5	77.5°
80°	73.5	76.3	76.3	75.9	75.1	75.9	75.1	78.0	85.4	99.3	114.9	80°
82.5°	60.3	62.4	63.6	64.4	63.6	66.9	66.9	66.1	71.8	84.1	96.9	82.5°
85°	48.4	50.5	51.7	53.4	54.2	53.4	52.9	52.1	55.4	65.3	73.9	85°
87.5°	30.8	32.4	32.4	32.8	32.8	34.1	31.6	28.7	26.3	37.4	39.0	87.5°
90°	0.0	0.0	0.0	0.0	0.0	0.0	0.0	0.0	0.0	0.0	0.0	90°



NUMBER: P145871

NUMBER: CNC-E02-LED-E1-CPL-7050

**DISTRIBUTION (continued):**

330°	335°	340°	345°	350°	355°	360°
678.9	678.9	678.9	678.9	678.9	678.9	678.9
678.9	678.9	679.3	678.1	679.3	679.3	678.1
676.0	675.2	675.2	674.8	675.6	675.2	674.8
673.5	673.5	671.9	670.7	670.3	671.9	671.1
672.7	671.9	671.5	670.7	671.1	672.3	673.1
687.5	684.6	685.4	685.0	685.4	686.7	689.1
714.6	714.6	716.6	712.1	714.2	716.2	719.5
745.0	752.3	756.0	755.6	756.4	758.1	761.8
770.8	794.2	810.6	814.7	825.8	828.3	822.5
782.3	824.2	861.1	885.7	913.2	924.3	927.6
758.9	819.2	880.0	936.6	990.8	1022.0	1049.5
734.7	806.1	887.0	971.5	1059.8	1139.4	1198.9
701.0	795.4	904.6	1018.7	1135.7	1246.5	1345.8
664.1	778.2	906.3	1045.0	1189.5	1327.4	1447.6
611.1	738.0	880.0	1040.9	1208.3	1381.1	1531.4
550.4	673.9	833.2	1017.1	1207.1	1408.6	1588.8
485.6	612.0	779.4	976.4	1191.1	1417.3	1629.0
436.7	561.9	726.1	937.9	1167.3	1411.5	1648.3
411.7	518.8	682.6	900.1	1140.6	1397.6	1656.5
416.6	507.3	656.7	868.9	1116.8	1382.4	1654.5
444.1	524.5	656.3	857.4	1101.6	1368.4	1648.7
485.6	563.5	680.1	871.0	1109.8	1367.2	1648.3
532.3	618.1	737.6	907.5	1144.7	1389.3	1658.2
577.5	684.6	811.4	989.2	1210.8	1444.8	1698.0
604.2	745.4	906.3	1104.5	1312.6	1542.0	1785.4
610.3	781.9	990.4	1217.8	1452.1	1682.8	1921.7
609.9	785.6	1004.8	1241.2	1480.5	1715.2	1956.6
600.5	793.0	1043.3	1318.3	1594.2	1854.4	2102.3
570.9	779.8	1064.7	1390.2	1707.0	2007.9	2321.5
503.2	719.9	1039.7	1413.6	1774.3	2109.7	2467.6
394.0	593.9	897.6	1292.1	1683.2	2018.6	2471.3
277.0	419.9	690.8	1061.0	1375.8	1705.8	2207.4
192.9	272.1	448.6	713.8	992.9	1244.5	1640.9
141.2	181.0	268.8	426.9	602.5	777.8	1018.3
108.8	130.5	172.0	257.8	340.3	435.5	614.0
76.3	86.2	106.3	159.3	228.2	311.5	449.8
33.2	39.0	51.3	94.0	154.3	148.6	141.6
0.0	0.0	0.0	0.0	0.0	0.0	0.0

(END OF REPORT)